

Department of Demography and
Geodemography
Faculty of Science
Charles University in Prague, Czech Republic

Jiřina Kocourková, Ph.D.
Anna Šťastná, Ph.D.

E-mail: Koc@natur.cuni.cz

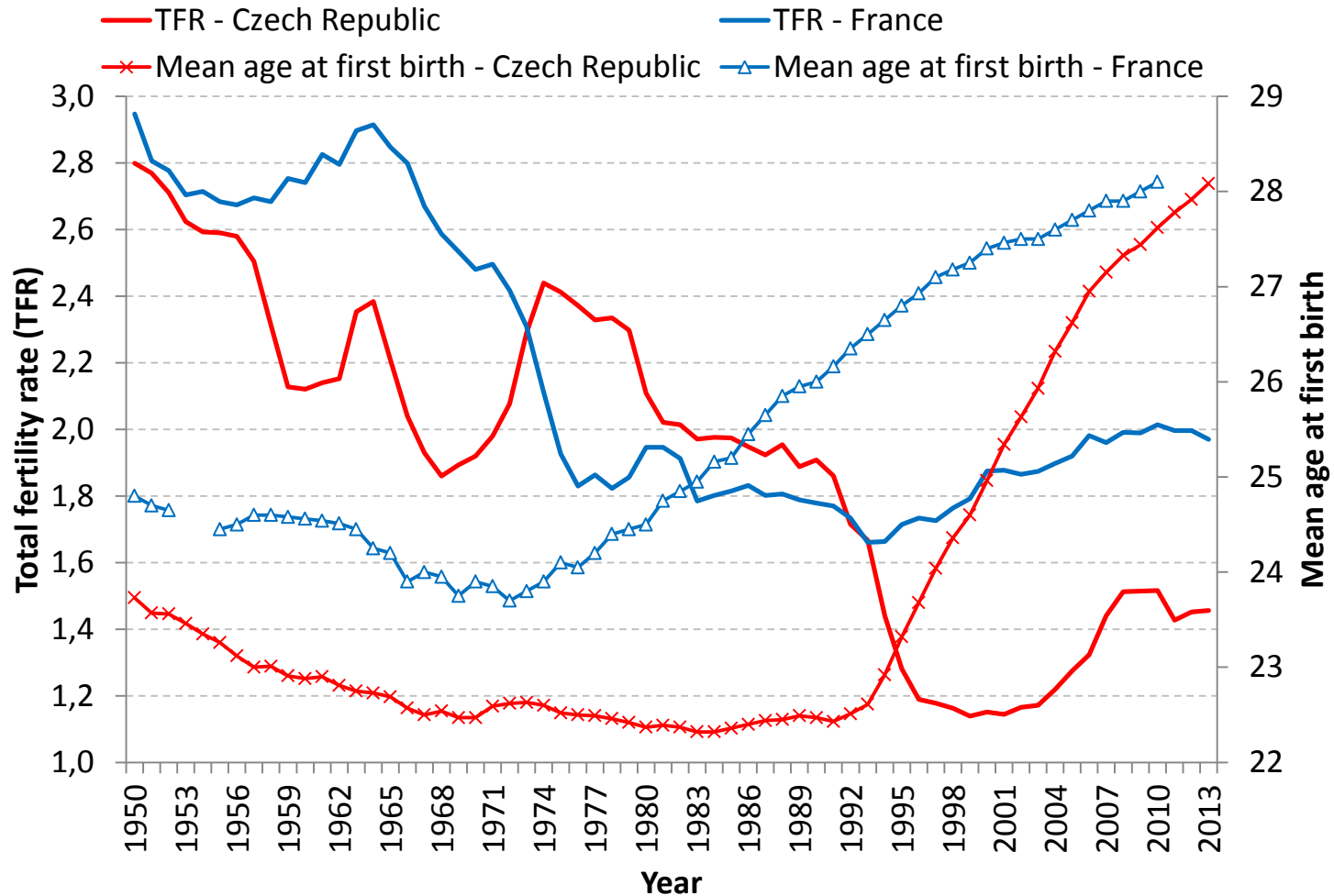
Low fertility in the Czech Republic: Did the country miss out on the optimal time for fertility recuperation?

Driving forces behind demographic trends in Visegrad countries:

The role of migration and family formation

September 10-11, 2015 - Prague

Total fertility rate (TFR) and mean age at first birth in the Czech Republic and France, 1950-2013



Motivation

1. The extent of fertility recuperation differs
 - weak in post-communist countries (Kapitány & Spéder 2012)
2. The state support for families as an element of the institutional setting underwent fundamental changes after 1990 and contributed to unfavourable conditions for childbearing

The aim is to analyse the potential for fertility recuperation in relation to improved childbearing conditions after 2000 (period of economic growth, improvement in the state support for families).

France as the reference country

GGs panel data: 2005 and 2008

Structure

1. Trends in family policy
2. Analysis of cohort fertility dynamics (Basic benchmark model)
3. Analysis of the realisation of childbearing intentions between 2005 and 2008 (Theory of Planned Behaviour)

Research hypotheses:

1. We hypothesise that most couples who want to have a child wish to do so at an optimal biological childbearing age.
2. We assumed the existence of a „quantum“ norm which is a two-child family and the norm against childlessness.

France

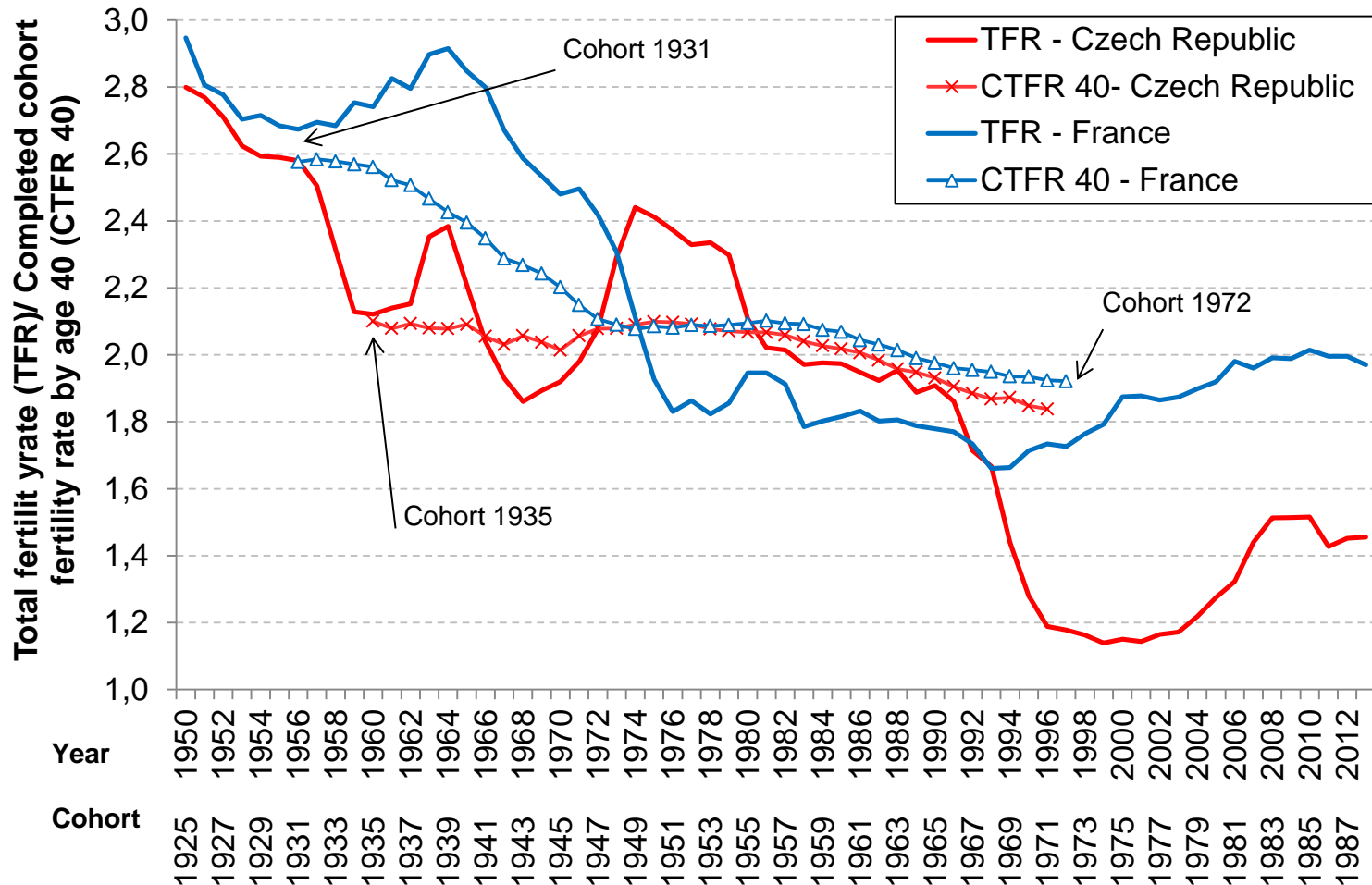
1. Pro-birth tendency in the political agenda
2. Long tradition of family policy
3. Parental leave system and childcare facilities
4. Changes in family policy are on continuous basis and reacts swiftly to newly- recognised needs
5. Encourages individuals to form positive attitudes towards childbearing

Czech Republic

1. No systematical development, without complex and effective system of family support over the long term
2. Refamilisation that encourage women to leave the labour market
3. Emphasis on parental leave development
4. Lack of childcare facilities for children below 3
5. Deepening of the conflict between work and family

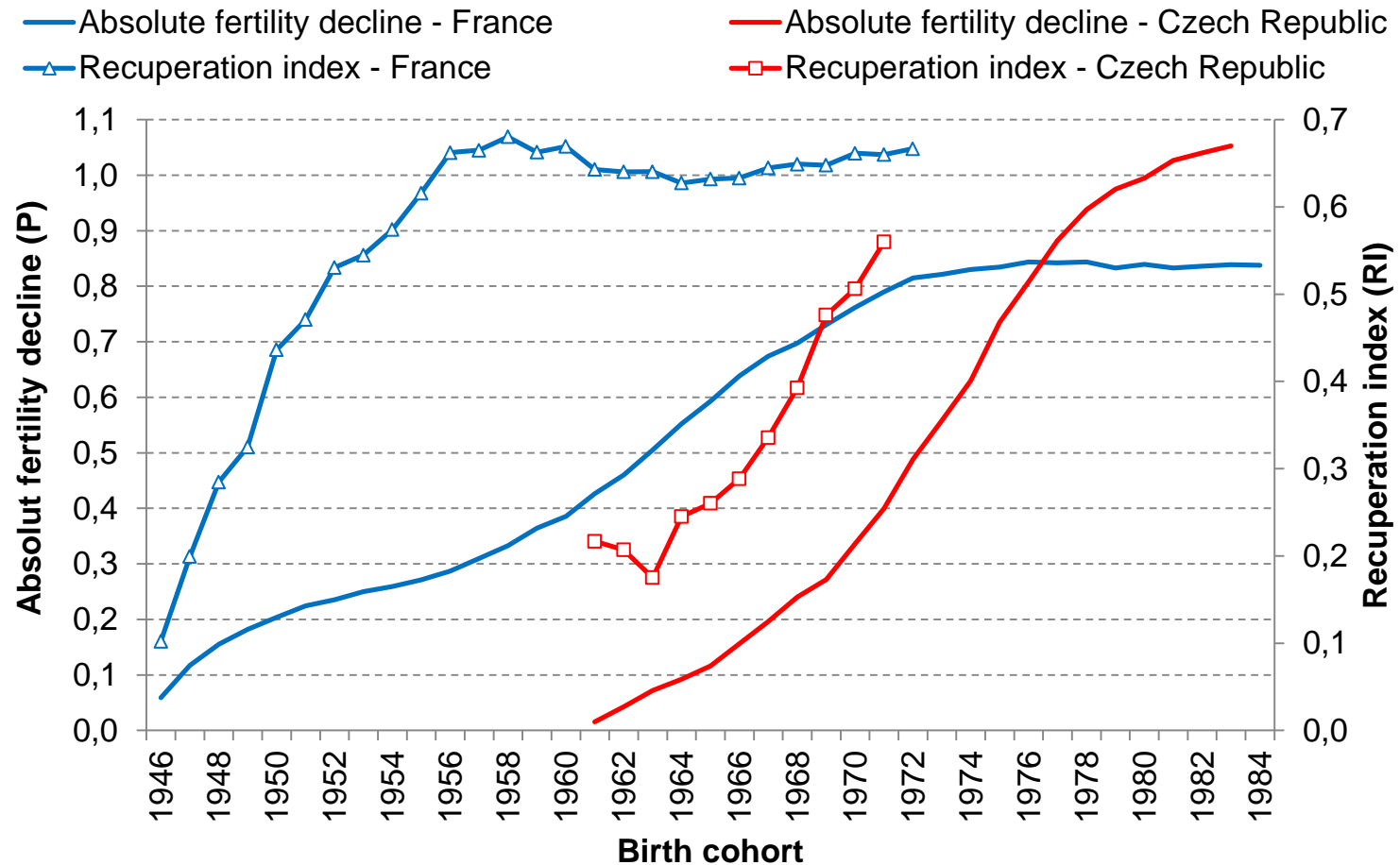
Total fertility rate (TFR) 1950-2013 and completed cohort fertility rate by age 40 (CTFR 40) for cohorts 1931-1972 in the Czech Republic and France

Increasing difference between the CTFR 40 in France and in the Czech republic

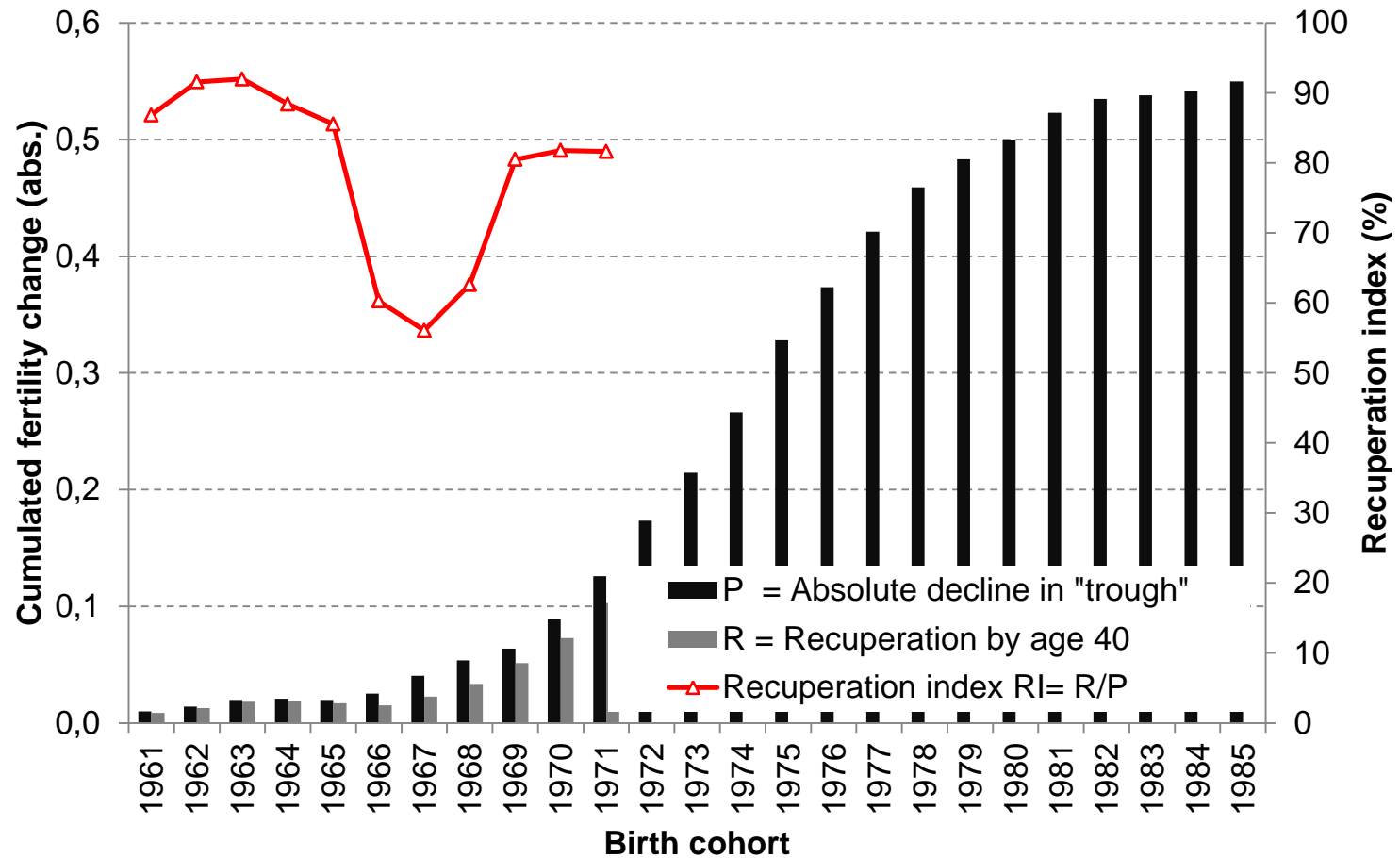


Absolute fertility decline and recuperation index by age 40 in the Czech Republic (benchmark cohort 1960) and France (benchmark cohort 1945)

Vast difference in the rate of recuperation

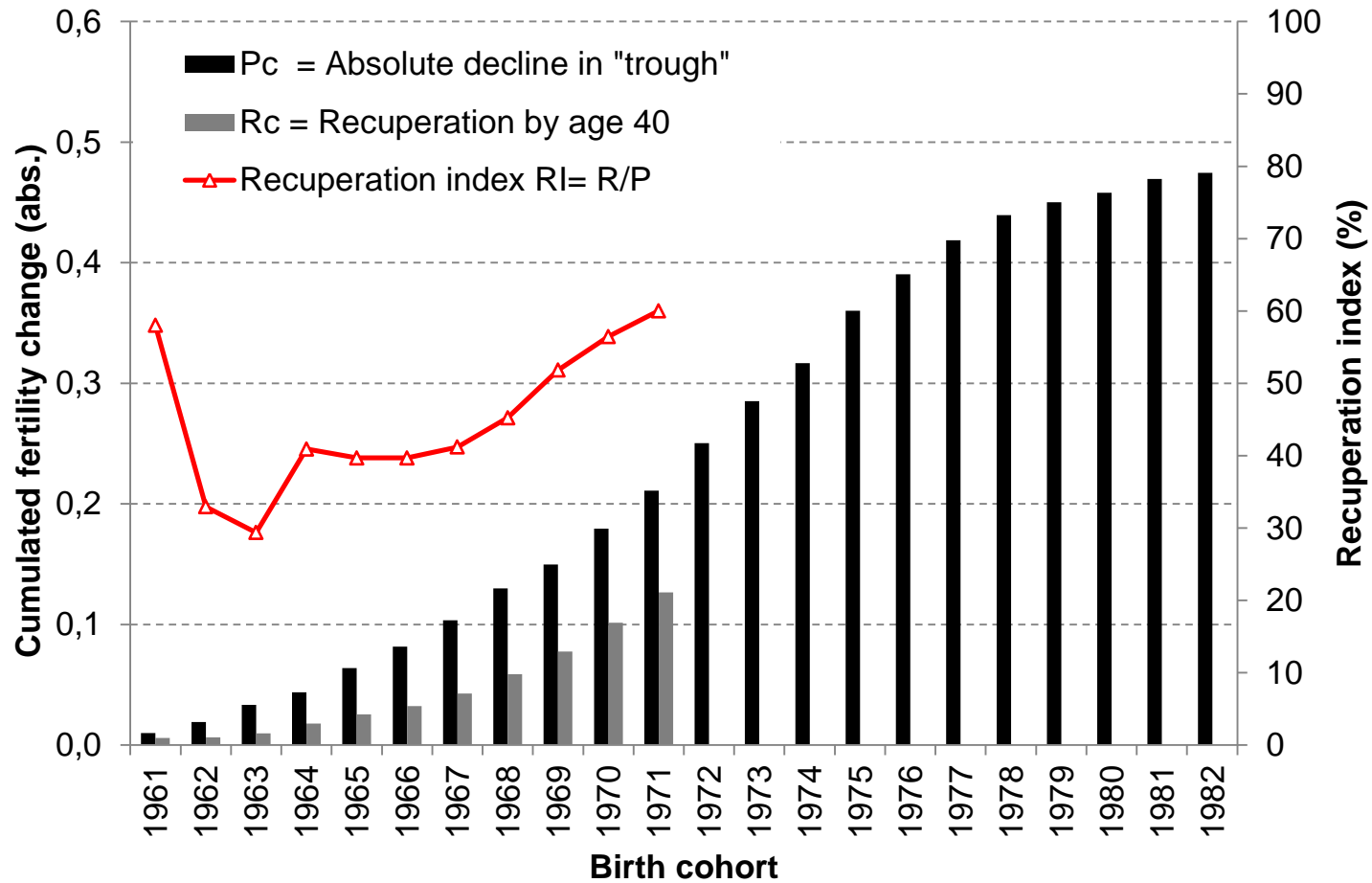


Graphical summary of the postponement and recuperation process in the Czech Republic, **first births** among women born since 1961



Note: The completed cohort fertility rate in the benchmark cohort of 1960 for first birth order: CTFR1=0.938

Graphical summary of the postponement and recuperation process in the Czech Republic, **second births** among women born since 1961



Note: The completed cohort fertility rate in the benchmark cohort of 1960 for second birth order: CTFR2=0.784

Fertility outcomes of the initial childbearing intentions to have a child in the next three years according to the number of children, Czech Republic and France, in %

Realisation rates were higher in France, particularly with regard to those with one or more children. Postponement was more extensive in the Czech Republic.

	Fertility outcomes	Number of children in 2005			All
		0	1	2+	
Czech Republic	Intentional parents	27.5	37.0	15.6	29.9
	Postponers	54.3	29.6	31.3	42.1
	Abandoners	18.1	33.3	53.1	28.1
	All	100	100	100	100
	N	138	108	32	278
	Fertility outcomes	Number of children in 2005			All
		0	1	2+	
France	Intentional parents	41.6	52.6	42.0	44.5
	Postponers	48.3	23.4	16.8	35.7
	Abandoners	10.1	24.0	41.2	19.8
	All	100	100	100	100
	N	327	154	119	600

Data source: GGS 2005 and 2008, panel data

Note: „Intentional parents“ - intended to have a child within next three years and successfully realized this intention, „postponers“ - intended to have a child within next three years but failed and maintained their intention to have a child at the second wave, „abandoners“ - intended to have a child within next three years but failed and abandoned their intention (Spéder & Kapitány 2009)

Realization of intentions to have a child: Odds ratios (binary logistic regression model) predicting having a child between 2005 and 2008, Czech Republic and France – effect of age and parity

		Czech Republic			France		
		B	Exp(B)	p	B	Exp(B)	p
Age of women^(a) in 2005	Age 18-24 (ref.)		1			1	
	Age 25-29	1.128	3.09	<0.05	1.152	3.17	<0.001
	Age 30-34	0.644	1.90	0.320	0.886	2.43	<0.01
	Age 35-45	0.603	1.83	0.497	-0.042	0.96	0.920
Number of children	Childless (ref.)		1			1	
	1 child and more (CR)/ 1 child (FR)	1.047	2.85	0.139	1.662	5.27	<0.001
	2 children and more				0.489	1.63	0.508
Interaction Age* Number of children	Age 25-29 * 1 child and more (CR) / 1 child (FR)	-0.561	0.57	0.490	-1.077	0.34	0.079
	Age 30-34 * 1 child and more (CR) / 1 child (FR)	-1.428	0.24	0.110	-1.451	0.23	<0.05
	Age 35-45 * 1 child and more (CR) / 1 child (FR)	-1.483	0.23	0.208	-2.047	0.13	<0.01
	Age 25-29 * 2 children				-0.659	0.52	0.432
	Age 30-34 * 2 children				-0.888	0.41	0.274
	Age 35-45 * 2 children				-1.286	0.28	0.168

Data source: GGS 2005 and 2008, panel data

Note: Only female respondents and male respondents with a partner aged 18-45 who intended (definitely or probably) to have a child within next three years or later were included.





Realization of intentions to have a child: Odds ratios (binary logistic regression model) predicting having a child between 2005 and 2008, Czech Republic and France – control variables

		Czech Republic			France		
		B	Exp(B)	p	B	Exp(B)	p
Gender	Male (ref.)		1			1	
	Female	0.598	1.82	0.056	0.119	1.13	0.484
Intentions	Definitely wants a child within 3 years	2.187	8.91	<0.001	0.977	2.66	<0.001
	Probably wants a child within 3 years	1.306	3.69	<0.01	0.169	1.18	0.367
	Wants a child later (ref.)		1			1	
Partnership status and its changes	Still have a partner (ref.)		1			1	
	New partner	-0.820	0.44	0.169	-0.499	0.61	0.104
	Separation	-2.078	0.13	<0.001	-2.451	0.09	<0.001
	Still have no partner	-2.848	0.06	<0.01	-3.174	0.04	<0.001
Education^(b)	Basic (ISCED 0,1,2)	0.647	1.91	0.174	-0.043	0.96	0.889
	Secondary (ISCED 3A, 3B, 3C 4) (ref.)		1			1	
	Tertiary (ISCED 5A, 5B, 6)	0.616	1.85	0.076	-0.013	0.99	0.937
Gender division of roles in the household care	Men and women about equally (ref.)		1			1	
	Usually women	-0.279	0.06	0.403	-0.335	0.72	0.106
	Usually men	-0.130	0.76	0.830	-0.457	0.63	0.200
	Usually other person	0.457	0.88	0.349	-0.992	0.37	<0.001
Constant			0.027	<0.001		0.446	<0.001
N			476			1052	

Data source: GGS 2005 and 2008, panel data

Note: Only female respondents and male respondents with a partner aged 18-45 who intended (definitely or probably) to have a child within next three years or later were included.

Conclusions – Czech Republic

-  Low fertility is the result of low recuperation of delayed second births
-  Lower chance of the realization of childbearing intentions
-  Women aged 25-29 have the best chance of realising fertility intentions
-  Women aged 30-34 were found not to exhibit significantly higher chance of childbirth and women aged 35 and over abandon their fertility plans – better conditions for childbearing came late for these generations (those which initiated childbearing postponement)